



Australian Government

Department of Communications and the Arts

National Relay Service—Quarterly Performance Report

Quarter 2, 2017–2018

Disclaimer

The material in this report is of a general nature and should not be regarded as legal advice or relied on for assistance in any particular circumstance or emergency situation. In any important matter, you should seek appropriate independent professional advice in relation to your own circumstances. The Commonwealth accepts no responsibility or liability for any damage, loss or expense incurred as a result of the reliance on information contained in this report.

This report has been prepared for consultation purposes only and does not indicate the Commonwealth's commitment to a particular course of action. Additionally, any third party views or recommendations included in this report do not reflect the views of the Commonwealth, or indicate its commitment to a particular course of action.

Copyright

© Commonwealth of Australia 2018



The material in this report is licensed under a Creative Commons Attribution—4.0 International license, with the exception of:

- the Commonwealth Coat of Arms
- this Department's logo
- any third party material
- any material protected by a trademark, and
- any images and/or photographs.

More information on this CC BY license is set out as follows:

- Creative Commons website—www.creativecommons.org
- Attribution 4.0 international (CC by 4.0)—www.creativecommons.org/licenses/by/4.0.

Enquiries about this license and any use of this discussion paper can be sent to:
copyright@communications.gov.au.

Third party copyright

The Department has made all reasonable efforts to clearly identify material where the copyright is owned by a third party. Permission may need to be obtained from third parties to re-use their material.

Attribution

The CC BY licence is a standard form licence agreement that allows you to copy and redistribute the material in any medium or format, as well as remix, transform, and build upon the material, on the condition that you provide a link to the licence, you indicate if changes were made, and you attribute the material as follows:

Licensed from the Commonwealth of Australia under a Creative Commons Attribution 4.0 International licence.

Enquiries about the use of any material in this publication can be sent to:
copyright@communications.gov.au.

Using the Commonwealth Coat of Arms

Guidelines for using the Commonwealth Coat of Arms are available from the Department of Prime Minister and Cabinet website at www.pmc.gov.au/government/its-honour.



Contents

Background	4
Cost of delivering the NRS	4
Service level performance: relay service provider	4
Service level performance: outreach service provider	5
Successful inbound connections (by inbound service access type)	7
Outbound call minutes relayed (by inbound connection type).....	8
Calls to emergency services relayed through the NRS.....	9
Helpdesk enquiries	10

Tables / images

Table 1. Cost of delivering the NRS.....	4
Table 2. Service level performance: relay service provider.....	5
Table 3: Service level performance: outreach service provider	6



Background

The National Relay Service (NRS) providers are required to submit activity and performance data to the Department of Communications and the Arts (the Department) each quarter. These reports are used to review the performance of the NRS providers against agreed service levels as well as provide data and information about how the NRS has been used in the quarter.

The Department then reports on:

- the cost of delivering the NRS on a quarterly basis
- the performance of the NRS providers against agreed service levels, and
- information on how the NRS is used, including the number of successful inbound connections, the volume of outbound call minutes generated by each service access option, the number of calls to emergency services and the volume of different types of contact with the NRS helpdesk.

This quarterly report provides regular transparency of ongoing costs and the NRS providers' performance in delivering the NRS

Cost of delivering the NRS

The annual cost of delivering the NRS varies, as the relay service component is affected by the number of call minutes relayed during the financial year. The cost of providing the NRS is funded from the telecommunications industry levy paid by eligible telecommunications carriers.

The cost (GST-inclusive) of providing the NRS in the 2017–18 financial year to date is outlined in the table below:

Table 1. Cost of delivering the NRS

	Quarter 1	Quarter 2	Quarter 3	Quarter 4	Total YTD
Relay Service	\$7,208,321.12	\$7,489,567.97			\$14,697,889.09
Outreach Service	\$336,124.50	\$336,124.50			\$672,249
Total	\$7,544,445.62	\$7,825,692.47			\$15,370,138.09

Service level performance: relay service provider

The relay service provider's performance in 2017–18 is measured monthly against the following service levels:

- **Service level 1 (a):** at least 85 per cent of calls are answered by a call taker within five seconds of reaching the relevant answering point for the call.
- **Service level 1 (b):** at least 95 per cent of calls are answered by a call taker within 10 seconds of reaching the relevant answering point for the call.
- **Service level 2:** no more than two per cent of calls abandoned after leaving the Interactive Voice Response (IVR) or being presented to the call routing queue (monthly average).
- **Service level 3:** no less than 95 per cent raw accuracy of words (excluding video relay). Raw accuracy is measured through monthly staff assessments of relay officers.



The relay service provider's reported performance in the 2017–2018 financial year to date against these service levels is outlined in the table below:

Table 2. Service level performance: relay service provider

	Jul 17	Aug 17	Sep 17	Oct 17	Nov 17	Dec 17	Jan 18	Feb 18	Mar 18	Apr 18	May 18	Jun 18
Service level 1(a)	96.07%	96.12%	94.62%	94.06%	92.43%	92.71%						
Service level 1(b)	96.65%	96.7%	95.5%	95.05%	93.65%	93.87%						
Service level 2	0.33%	0.37%	0.9%	1.08%	1.27%	1.34%						
Service level 3	97.79%	97.19%	97.68%	97.44%	97.51%	97.56%						

The relay service provider has reported not fully meeting all service levels in quarter 2, 2017–18. Service Level 1(b) was not met in November and December 2017.

The Department considers the performance of the relay service provider to not be consistent with its obligations under the Relay Services Agreement.

Service level performance: outreach service provider

The outreach service provider's performance in 2017–18 is measured monthly against the following service levels:

- **Service level 1:** the service contractor personnel must answer greater than 85 per cent of all telephone calls from helpdesk users during the hours of operation of the helpdesk within 90 seconds. Any call other than a call that is ended by the user hanging up within 5 seconds from the first ring tone of the call is included in measurement of compliance with this Service Level.
- **Service level 2:** the service contractor personnel must acknowledge greater than 85 per cent of all enquiries received through public NRS email addresses or forms from the NRS website or from helpdesk users within four hours where the enquiry is received before 2 pm (AEST) on a business day or otherwise by 12 noon (AEST) on the next business day.
- **Service level 3:** the service contractor personnel must resolve greater than 85 per cent of all enquiries received from helpdesk users by telephone (that are not able to be resolved while on the call), website or email, that it is able to resolve without input from the Commonwealth or the relay service provider or a third party within two business days.
- **Service level 4:** the service contractor personnel must resolve greater than 85 per cent of all complaints received during the month within the timeframes required under the agreement (including the complaint handling policy) for the type of complaint.



The outreach service provider's reported performance in the 2017–2018 financial year to date against these service levels is outlined in the table below:

Table 3: Service level performance: outreach service provider

	Jul 17	Aug 17	Sep 17	Oct 17	Nov 17	Dec 17	Jan 18	Feb 18	Mar 18	Apr 18	May 18	Jun 18
Service level 1	99.78%	99.81%	100%	99.8%	99.63%	99.73%						
Service level 2	100%	100%	100%	100%	100%	100%						
Service level 3	97.93%	98.40%	97.12%	99.13%	97.95%	99.29%						
Service level 4	95%	100%	100%	100%	100%	100%						

The outreach service provider has reported fully meeting all service levels in quarter 2, 2017–18.

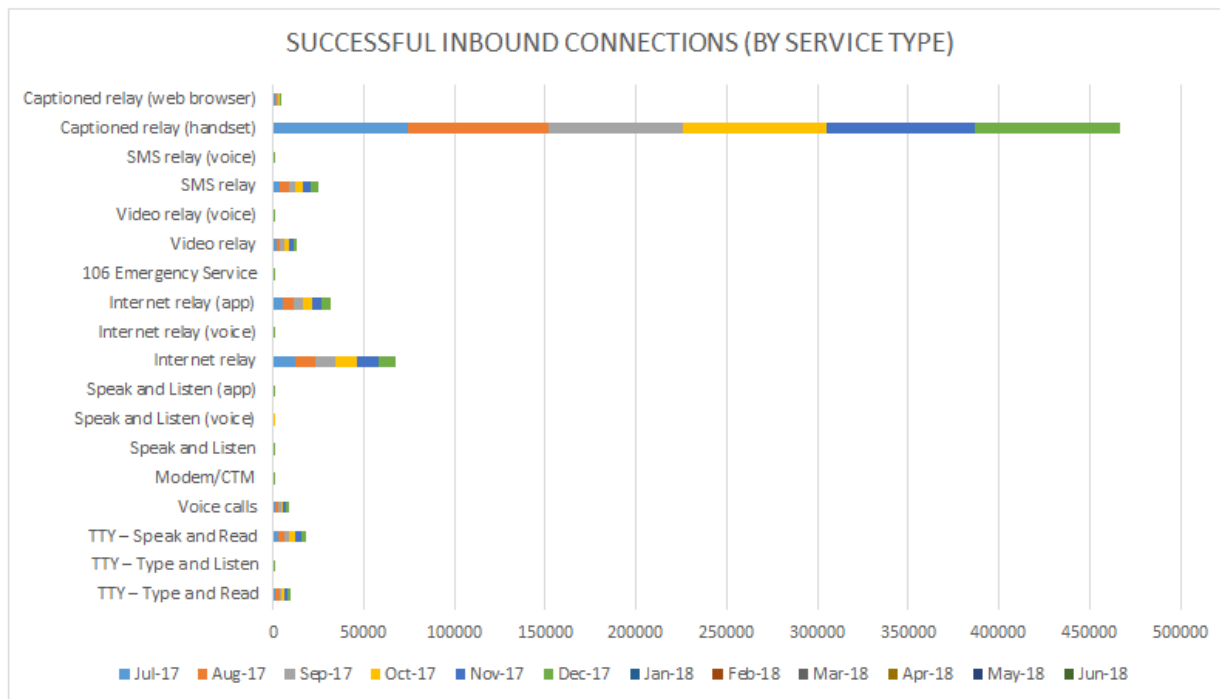
The Department considers the performance of the outreach service provider to be consistent with its obligations in the Outreach Services Agreement.



Successful inbound connections (by inbound service access type)

Inbound connections are made by users of the relay service—either someone with a hearing and/or speech impairment or someone wishing to contact a person with such an impairment.

The graph below shows a month by month breakdown of the successful call connections for each NRS inbound service access type for the 2017–2018 financial year to date.



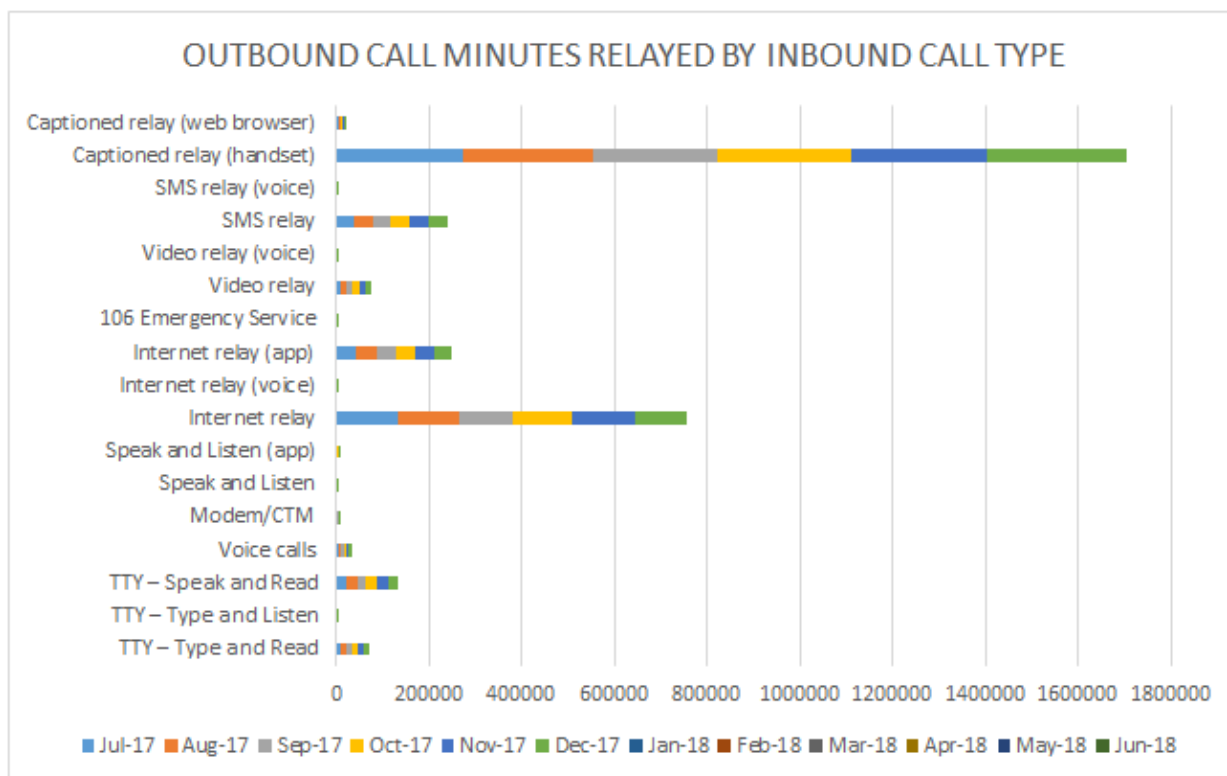
331,534 successful inbound connections were made to the NRS in quarter 2, 2017–18. This is a slight increase to the previous quarter (quarter 1, 2017–2018), where 316,500 successful inbound connections were made.

The captioned relay service continued to increase during quarter 2, 2017–18. 242,824 successful inbound connections were made. Over two-thirds of all successful connections to the NRS in quarter 2, 2017–18 were made by captioned relay handset users. This proportion is consistent with the proportion of successful connections in quarter 1, 2017–2018.



Outbound call minutes relayed (by inbound connection type)

The following graph shows a breakdown of the outbound call minutes for each inbound connection type for the 2017–2018 financial year to date.



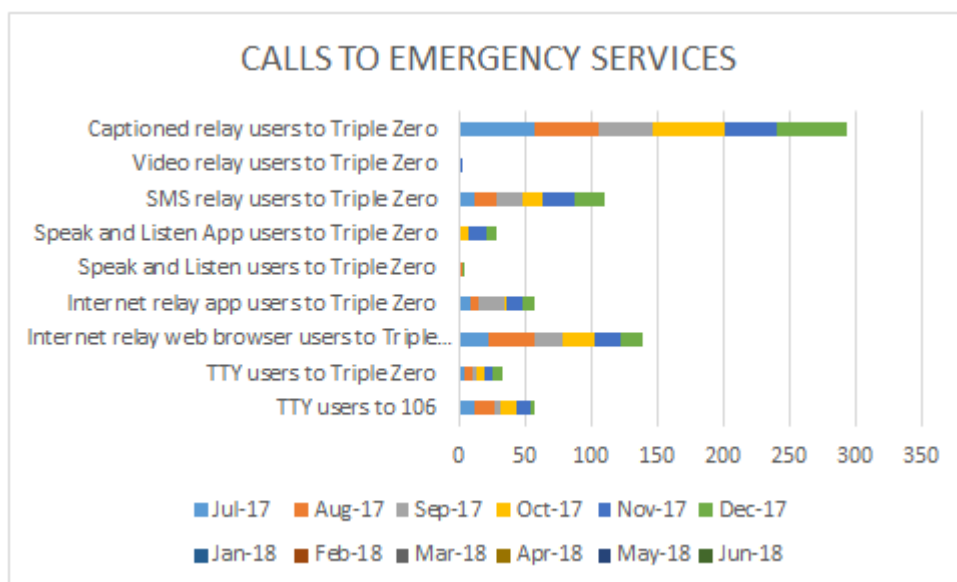
1,687,828 call minutes were relayed in quarter 2, 2017–18 which is an increase of 63,381 call minutes from the previous quarter (quarter 1, 2017–2018) where 1,624,447 call minutes were relayed.



Calls to emergency services relayed through the NRS

All NRS calls (except for the video relay service, which has limited operating hours) requesting emergency services are given priority access to a relay officer within the relay service provider’s internal system, before being connected to either a Triple Zero operator or directly to the appropriate emergency service organisation for TTY 106 text emergency calls.

The following graph illustrates the ways in which NRS users have accessed emergency services in the 2017–2018 financial year to date:



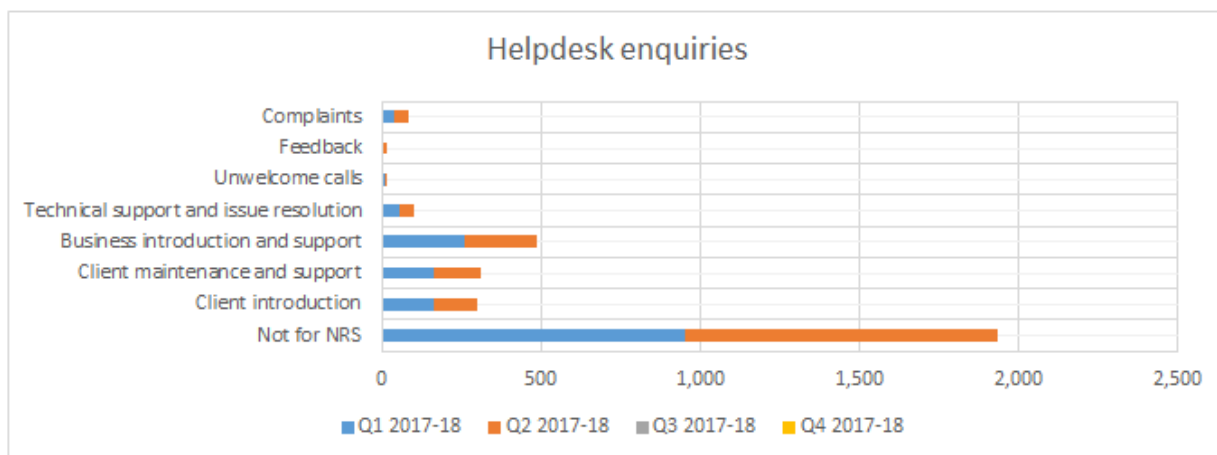
366 calls to emergency services were relayed in quarter 2, 2017–2018. This is a similar amount of emergency calls when compared to last quarter (quarter 1, 2017–2018) where 359 calls to emergency services were relayed.



Helpdesk enquiries

The outreach service provider provides a helpdesk support function and handles complaints and feedback about the service.

The graph below illustrates a breakdown of the types of helpdesk enquiries received in the 2017–2018 financial year to date:



There were 1,600 helpdesk enquiries for quarter 2, 2017–2018, a similar figure to the 1,653 enquiries received during quarter 1, 2017–2018.

‘Not for us’ calls (979), business introduction and support (226), client maintenance and support (150) and client introductions (137) remained the primary functions undertaken by the helpdesk this quarter.

